
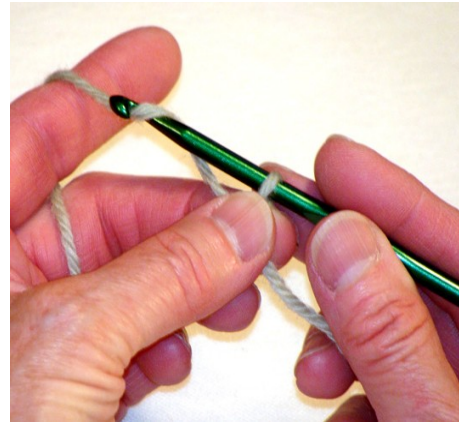


Crochet Cast On: The Crochet Cast On can be used when it is desirable to match a standard knit cast off. It is also useful as a provisional cast on by using a smooth, waste yarn for the crochet chain, then changing to the project yarn to pick up the stitches from the chain. An advanced beginning knitter will be able to master this technique.

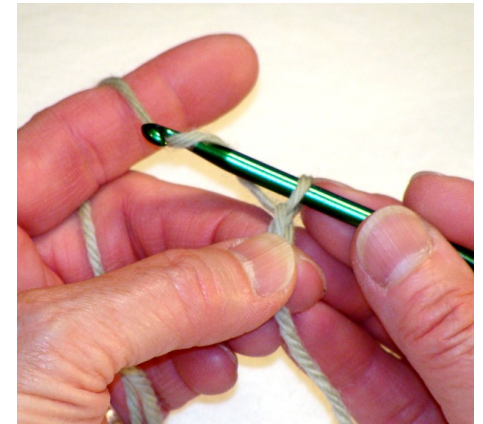

Copyright 2012 © Jean Clement ~ Desert Rose Designs ~ customerservice@drdesigns.net




1. Make a loop on crochet hook.




2. Yarn over hook and pull yarn through the loop on the hook to form a "chain stitch".



3. Continue to add chain stitches for the required number of stitches



4. After the last chain stitch is made, remove crochet hook



5. Insert knitting needle in the last chain stitch



6. Turn the crocheted chain over to show the bottom loops - insert needle from front to back through the loop & pull up a stitch. Repeat in each chain.

